

# The Venue: Market Hall Performing Arts Centre



The Market Hall viewed from George Street by day



The Market Hall viewed from Charlotte Street in the evening.  
Note the Peterborough Square Courtyard to the right.

# Table of Contents

|  |    |
|--|----|
| Contact.....   | 3  |
| Tickets .....  | 3  |
| Accessibility .....                                      | 4  |
| How to Get to Market Hall.....                           | 5  |
| Directions to Market Hall from The<br>Bus Terminal ..... | 7  |
| Main Entrance .....                                      | 11 |
| Taking the Elevator.....                                 | 12 |
| Taking the Stairs.....                                   | 14 |
| The Lobby.....   | 15 |
| Public Energy Staff and Volunteers.....                  | 16 |
| The Washrooms.....                                       | 17 |
| The Stage.....   | 19 |

# Contact

Contact Public Energy Performing Arts if you have questions about accessibility that aren't covered in this guide.

The offices for Public Energy Performing Arts and The Market Hall Performing Arts Centre and the Market Hall Box Office are all located at The Market Hall, 140 Charlotte Street, on the 3rd floor

Phone: 705-745-1788

Email: [admin@publicenergy.ca](mailto:admin@publicenergy.ca)

# Get Tickets

Underwaged ticket pricing is available for all Public Energy performances. No proof or ID is required to purchase underwaged tickets. If cost is still an issue please contact Public Energy. We are committed to making our performances financially accessible.

Online: You can buy tickets at <https://tickets.markethall.org/>

In person: The Market Hall Box Office, 140 Charlotte Street, 3<sup>rd</sup> floor

# Accessibility

The Market Hall Performing Arts Centre is a very accessible facility which includes a large elevator and restrooms. Accessible seating is available from the time the tickets go on sale to the time of the event pending availability.

Assistive listening devices are available for use in the theatre, headsets are available on the right side of the ticket table prior to the performance.

Complimentary earplugs are available in the lobby. Sensory kits are also available to borrow during the performance. You will find these on the right side of the ticket table.

# How to get to Market Hall

## Using Handi-Van

The Handi-Van is a transit service that provides door to door service for people with disabilities. The Handi-Vans are fully wheelchair accessible. The service is provided by appointment. You must be registered as a Handi-Van user before you make a booking.

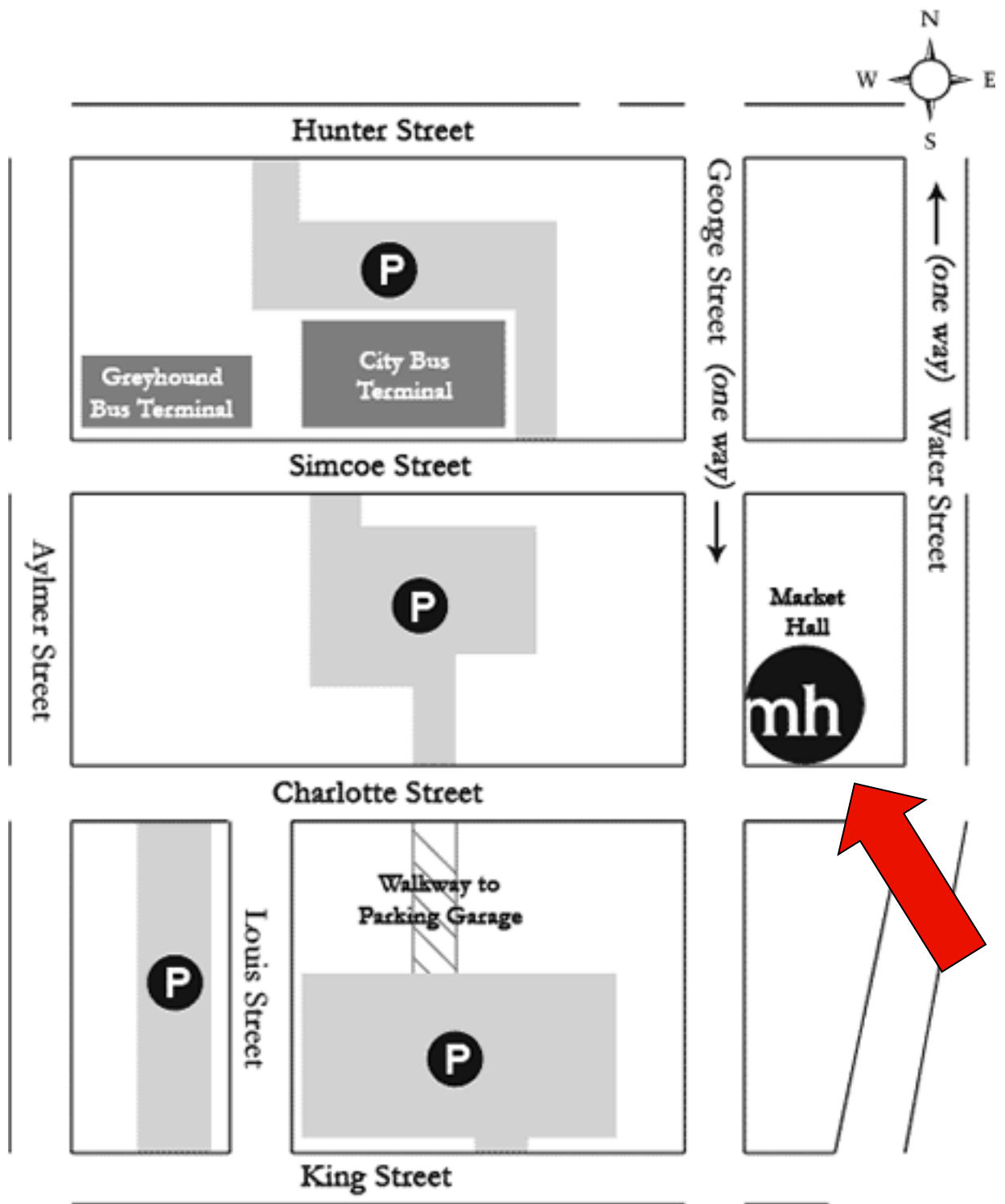
Call 705-745-5801 to book or cancel a trip. Trips may be booked up to two weeks in advance. Same day requests may be accommodated if space is available. Ask to be dropped off at 140 Charlotte Street, the Market Hall Performing Arts Centre address.

## Driving

Street parking is free after 6pm. The closest parking lot to the Market Hall is the Charlotte Mews. Parking costs \$1.25 per hour, and you must pay by credit card to park here.

Access to the Charlotte Mews is from Simcoe Street between George Street and Aylmer Street. The Charlotte Mews is on the South side of the street. You can get to Market Hall by going East on Simcoe Street towards George Street. Turn right on George Street, and proceed down George Street until you reach Charlotte Street. Turn left on Charlotte Street.

Proceed about 15 meters. You will see the main entrance to the Market Hall on your left.



# Directions to Market Hall from the Bus Terminal



When you walk out of the bus terminal turn left and start walking down Simcoe Street towards George Street.



Once you get to George Street, cross the road and turn right.



Cross the road again  
and walk straight down  
George Street.



Keep walking straight  
until you get to  
Charlotte Street.





Once you get to Charlotte Street, turn left.



Walk straight.



The Market Hall entrance will be on your left once you get to the lamp post.




This is what the main doors will look like once you arrive.

# Main Entrance



This is the main entrance. It is located on Charlotte Street. Once you enter through the doors, you will be in the front foyer where you will find the stairs and elevator.

# Taking the Elevator



The elevator is straight past the stairs when you come in from the ground floor entrance.

The lobby and theatre are located on the second floor.

The elevators have doors on both sides of the elevator. When the doors open on the second floor they will open on the opposite side of the elevator from the side that you entered.



Press Floor 2 Button to get to the lobby.

# Taking the Stairs



The Stairs lead straight up to the second floor.

Once at the very top, turn right and you will see the doors to the Lobby.

# The Lobby



The Lobby is located on the second floor. It can be accessed by the stairs and elevator.

As you enter the lobby you can find a ticket table on the left and a bar on the right side. The washrooms are located straight ahead, opposite the elevators.

Before and after a performance the lobby can be quite busy and noisy. There may be tables and stools scattered through the lobby during the performance.

# Public Energy staff and volunteers

Public Energy Performing Arts staff and volunteers will be in the lobby prior to the show. You can recognize us by our badges, which have the Public Energy logo on them. You can ask us for assistance before, during or after a show. We will be happy to help.



Photo of a Public Energy staff member wearing a badge



A Public Energy staff member will also be stationed at the right side of the ticket table prior to the performance ready to assist you.



# The Washrooms

The washrooms are located on the second floor, off of the lobby.

There are three washrooms. The one on the left is a private wheelchair accessible washroom. The middle restroom has stalls. The washroom on the right has urinals and one stall. You can use any of the washrooms during Public Energy Performing Arts performances, there is no women's or men's washroom.



The washroom on the left side is wheelchair accessible, and contains two grab bars by the toilet, a wall mounted sink and tilted toilet, and a baby change station. To lock this washroom press the red button on the wall (located on the wall to the left as you approach the toilet)



The middle washroom is not wheelchair accessible. It contains stalls and no urinals. As you enter turn right: there will be a row of stalls to the left, and a row of sinks are to the right.

The right washroom is not wheelchair accessible. It contains a row of urinals with one stall in front of you on the left as you enter. The sinks are located to the left and right of the door, opposite the urinals and stalls.



# Theatre



There are two entrances to the theatre from the lobby on either side of the washrooms.

There is seating from the floor level up to the balcony.

While you are waiting for the show to begin, the theatre may get loud because audiences are allowed to talk before the performance.

Following the performance you are welcome to leave your seat slowly to avoid the rush of people in the lobby.