

# Venue Guide: Erring at King George



King George Public School viewed from Armour Road

# Contents

Contact.....	3
Get Tickets.....	4
Accessibility Highlights.....	5
Directions.....	7
Handi-Van.....	7
Bus.....	8
Walking from the Bus Terminal.....	8
Parking.....	9
Main Entrance & Box Office.....	11
Staff and Volunteers.....	12
Washrooms.....	13
Performances and Exhibits.....	14
The Quiet Area.....	15
Floor Plans for Erring at King George.....	16

# Contact

For questions about accessibility that aren't covered in this guide contact Ian Guest

Email: [access@publicenergy.ca](mailto:access@publicenergy.ca).

For general inquiries contact Public Energy Performing Arts located at:

The Market Hall

140 Charlotte Street, 3rd floor (elevator accessible)

Phone: 705-745-1788

Email: [admin@publicenergy.ca](mailto:admin@publicenergy.ca)

# Get Tickets

Tickets to Erring at King George are available at the door. If you would like to make an accessibility request in advance, email [access@publicenergy.ca](mailto:access@publicenergy.ca)

You can also purchase tickets through Eventbrite at this link:

<https://www.eventbrite.com/cc/erring-at-king-george-259709>

During the online checkout process there will be an opportunity to make special accessibility requests.

With a goal of eliminating cost as a barrier to attending the performing arts, Public Energy has created a pick-your-own-price policy for this event with tickets starting at \$5.

Support workers accompanying an audience member gain free admission.

You can book an ASL interpreter or a sighted guide for free by emailing [access@publicenergy.ca](mailto:access@publicenergy.ca) or through this link:

<https://calendly.com/erring/erring-at-king-george?month=2022-05>

# Accessibility Highlights

At King George, accessibility has always been an enormous challenge. Here's a quick overview of how we are improving accessibility during the festival:

- We have installed ramps throughout the first floor of the building in order to make level 1 mobility accessible.
- Accessible seating is available for most performances
- A quiet room is available for relief from stress and over-stimulation during the festival.
- Sensory kits and complimentary ear plugs are available for your personal comfort at the box office and in the quiet room.
- ASL interpreters will be available upon request and free of charge. Book them by emailing [access@publicenergy.ca](mailto:access@publicenergy.ca).
- Sighted guides will be available on request. Book them by emailing [access@publicenergy.ca](mailto:access@publicenergy.ca).

- All staff and volunteers have been trained with respect to accessible customer service to support your needs.
- While we can't deliver a scent-free environment, we are requesting that all staff, volunteers and audiences arrive fragrance-free to this event.
- We are open to your accessibility requests. Please contact Accessibility Coordinator Ian Guest at [access@publicenergy.ca](mailto:access@publicenergy.ca) with your requests.

# Directions

## Handi-Van

The Handi-Van is a transit service that provides door to door service for people with disabilities. The Handi-Vans are fully wheelchair accessible.

The service is provided by appointment. You must be registered as a Handi-Van user before you make a booking.

Call 705-745-5801 to book or cancel a trip. Trips may be booked up to two weeks in advance. Same day requests may be accommodated if space is available.

Ask to be dropped off at King George Public School at 220 Hunter Street East. The entrance to the festival is on the north side of the building. It can be accessed via the Kawaate East City Public School Parking lot. Ask the driver to drive to the north-west corner of the parking lot then drive down the ramp to the Erring at King George entrance.

# Bus

Take Peterborough Transit Bus 4 (Chandler Cres) from the main terminal on Simcoe Street.

Continue 7 stops to the Hunter Street and Time Square stop.

Erring at King George is located across the road on the north-east corner of the intersection of Hunter Street and Armour Road.

## Walking from the Bus Terminal

The walk from the bus terminal is 1.5 kilometres (about 30 minutes depending on your walking speed). When you walk out of the bus terminal turn left and start walking down Simcoe Street towards Water Street.

Once you get to Water Street, cross the road and turn left.

Keep walking straight until you get to Hunter Street.



Once on Hunter Street, cross over Quaker Oats Bridge and continue for 600 meters. King George School will be on the left-hand side.

## **Parking**

Accessible parking is available for those who need it at the entrance to the festival on the north side of the building. It can be accessed via the Kawaate East City Public School Parking lot (entrance on Hunter Street). Drive to the north-west corner of the parking lot then drive down the ramp to the Erring at King George entrance.

If you don't require accessible parking, or for additional parking, you can use the lot at Kaawaate East City Public School right next door to King George School. There is an accessible path between Kaawaate and the Erring at King George festival entrance.

Overflow parking is located off Museum Drive. Take your first left into the parking lot located east of Kaawaate East City Public School.

If you are uncertain where to park, a parking attendant will be on hand during festival hours to direct you.

# Main Entrance & Box Office

The main entrance is located on the North side of the building, away from the street. The box office will be located outside the building under the tent.

There will be box office staff under the tent selling tickets and merchandise. If you have any accessibility requests or questions, they will be happy to help.

# Staff and Volunteers

Staff and volunteers will be available at the festival to answer questions and provide assistance. You can recognize them by their badges, which have the Erring at King George logo on them. You can ask for assistance throughout the festival, even in the middle of a performance.

They will be happy to help.

# Washrooms

The reduced- barrier washroom is located on the first floor, at the bottom of the second ramp on your right-hand side. There is one private wheelchair accessible stall with a grab bar.

All washrooms at Erring at King George are for people of all genders to use, there is no women's or men's washroom.

# Performances and Exhibits

There are performances and exhibits throughout the school. Some performances will have accessible seating for viewers with accessibility requirements. If you have other accessibility requests our staff and volunteers (the ones wearing the badges) will be available to assist you.

While you are waiting for the show to begin, the festival may get loud because audiences are allowed to talk before the performance.

If for any reason you need to leave during a performance you may do so. We want you to be comfortable.

# The Quiet Area

There is a designated quiet area where you can go to get away from the crowd and enjoy some peace and quiet.

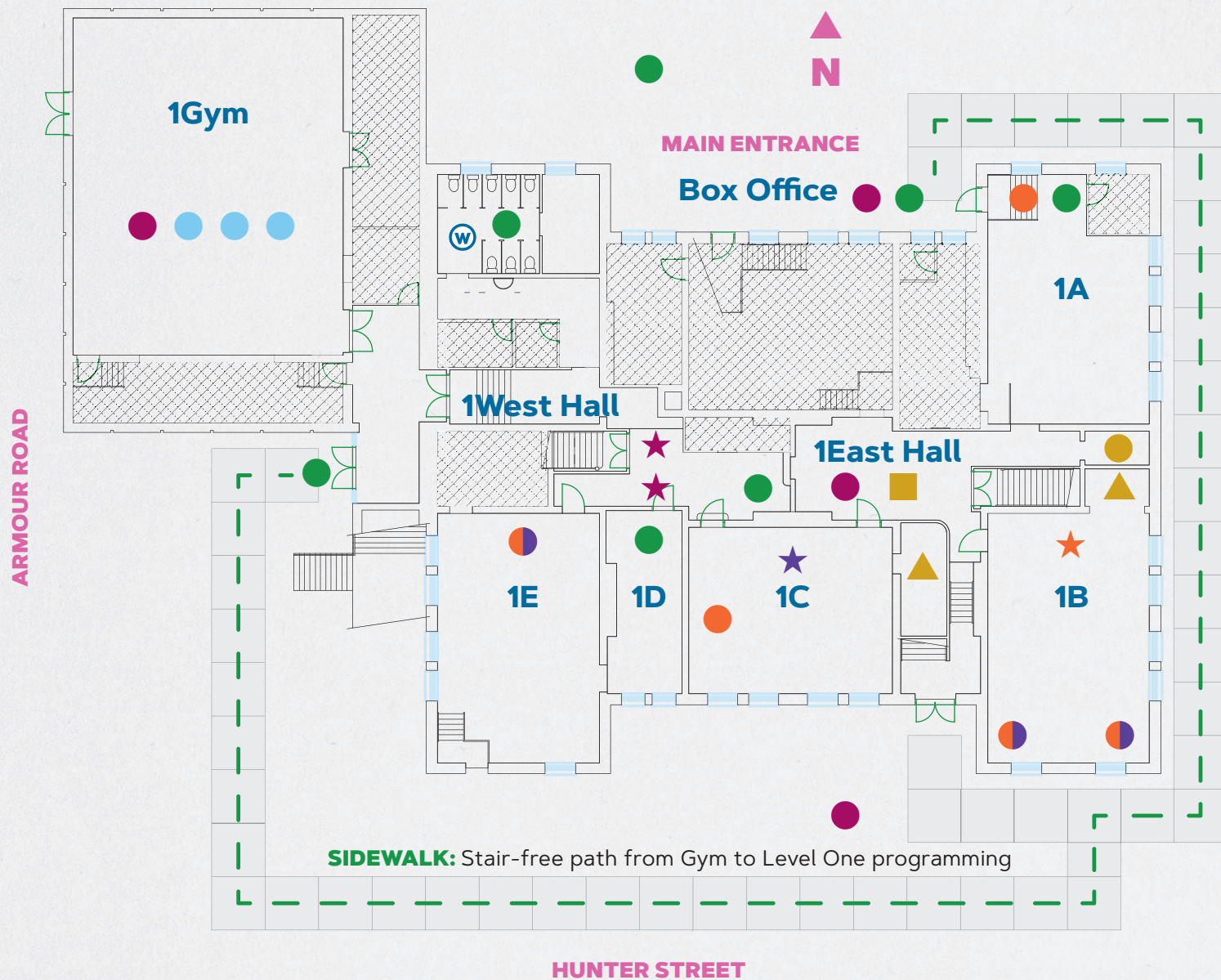
The quiet area is found on the first floor in Room 1 D. There are couches to sit on and sensory kits available. If you like, you can take a sensory kit with you through the festival.

# Floor Plans for Erring at King George

The next few pages contain floor plans for the festival. Accessibility features (like the quiet room and the accessible washroom) are marked with a green dot.



# FLOOR PLAN - LEVEL 1



- OUTSIDE**
- Accessible Parking
  - Musicians
  - Box Office
  - Meet at Box Office for *Spirit Week*
- 1A**
- Ramp
  - David Bobier
- 1EAST HALL**
- *in-form*: Leslie Menagh, Kelly O'Neill
  - Bethany LeBlonc
  - Ramp
  - *The Lear Project Part 2: How Unpleasant to Be Him*
- 1B**
- The Fewings 16mm Educational Film Collection
  - Experimental Filmmaking Drop-In
  - Elizabeth Fennel
- 1C**
- *Of Swallows*: Kelly Egan
  - Sheldon Storey
- 1D**
- Quiet Room
- 1E**
- David Bobier

- 1WEST HALL**
- Accessible entrance for the gym
  - Accessible Washroom
- 1GYM**
- *Dancers Playing Basketball*
  - *Inclusive Dance Workshop with Propeller Dance*
  - *The Art of Accessibility Panel Discussion*
  - *Kaawaate/King George Panel Discussion*

## LEVEL 1 TAKE OVER - SATURDAY MAY 14TH

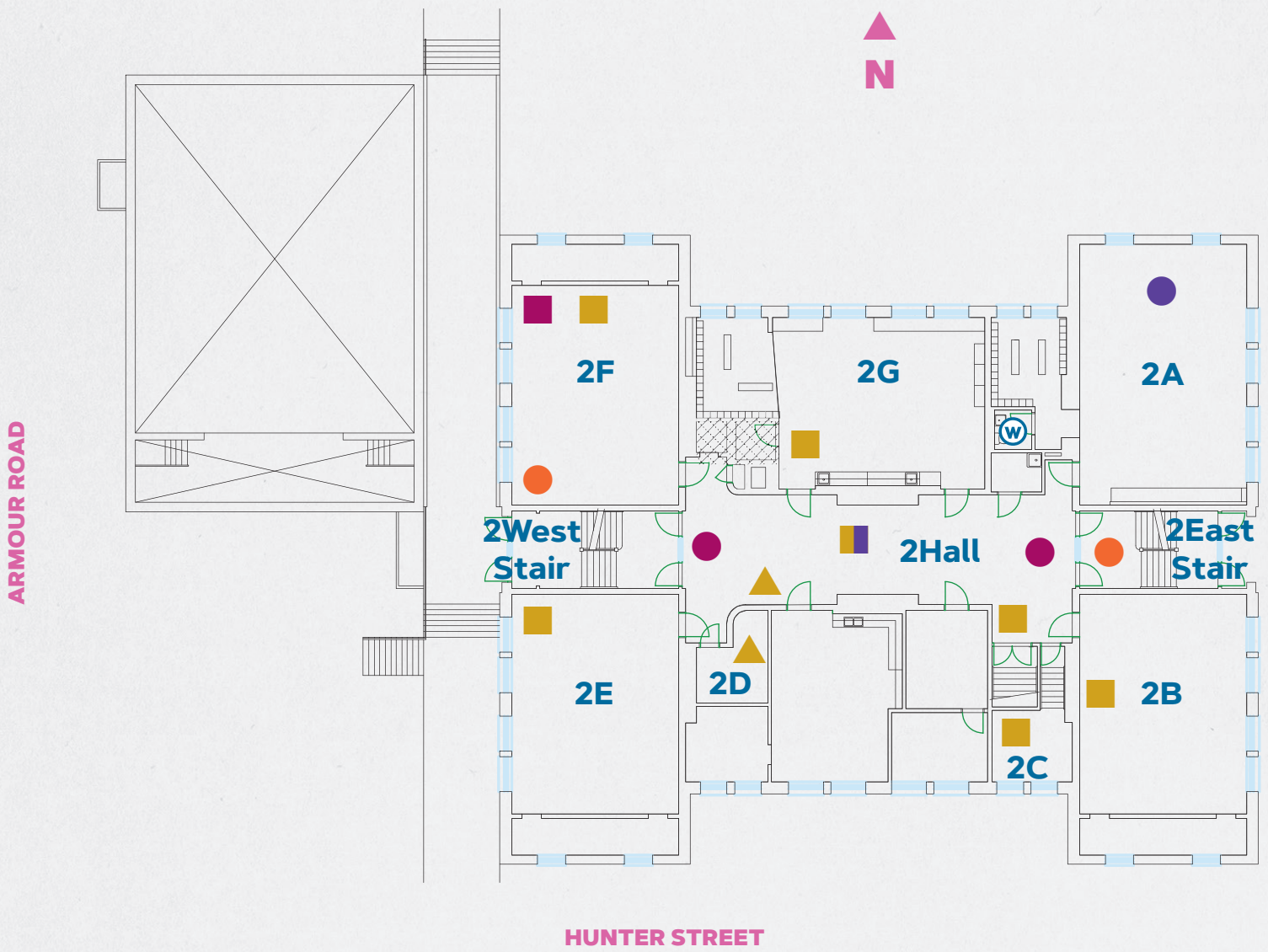
Accessible events presented in addition to regular Level 1 programming

- ★ **WEST HALL** *The Lear Project Part 1*
- ★ **WEST HALL** *No Elevator to Success*
- ★ **1C** *Circus Repurpose: The Pocket Arts Collective*
- ★ **1B** *One Day in December*

● Visual Art ● Film and Multimedia ● Performance ● Interactive ● Workshops and Panels ● Accessibility Feature



# FLOOR PLAN - LEVEL 2



**2EAST STAIR** ● David Bobier

**2A** ● *Circus Repurpose*

**2B** ■ Miguel Hernandez

**2C** ■ Garrett Gilbart

**2D** ▲ Phuong Nguyen

**2HALL** ● *The Lear Project Part 3: Uncle Arly and the Two Old Men* ● *No Elevator to Success*

▲ Sheldon Storey ■ Charlie Watson ■ Casandra Lee

**2E** ■ Ziyah von Bieberstein

**2F** ● *Historic Images of the Armour Hill Neighbourhood* ■ Lesley Givens

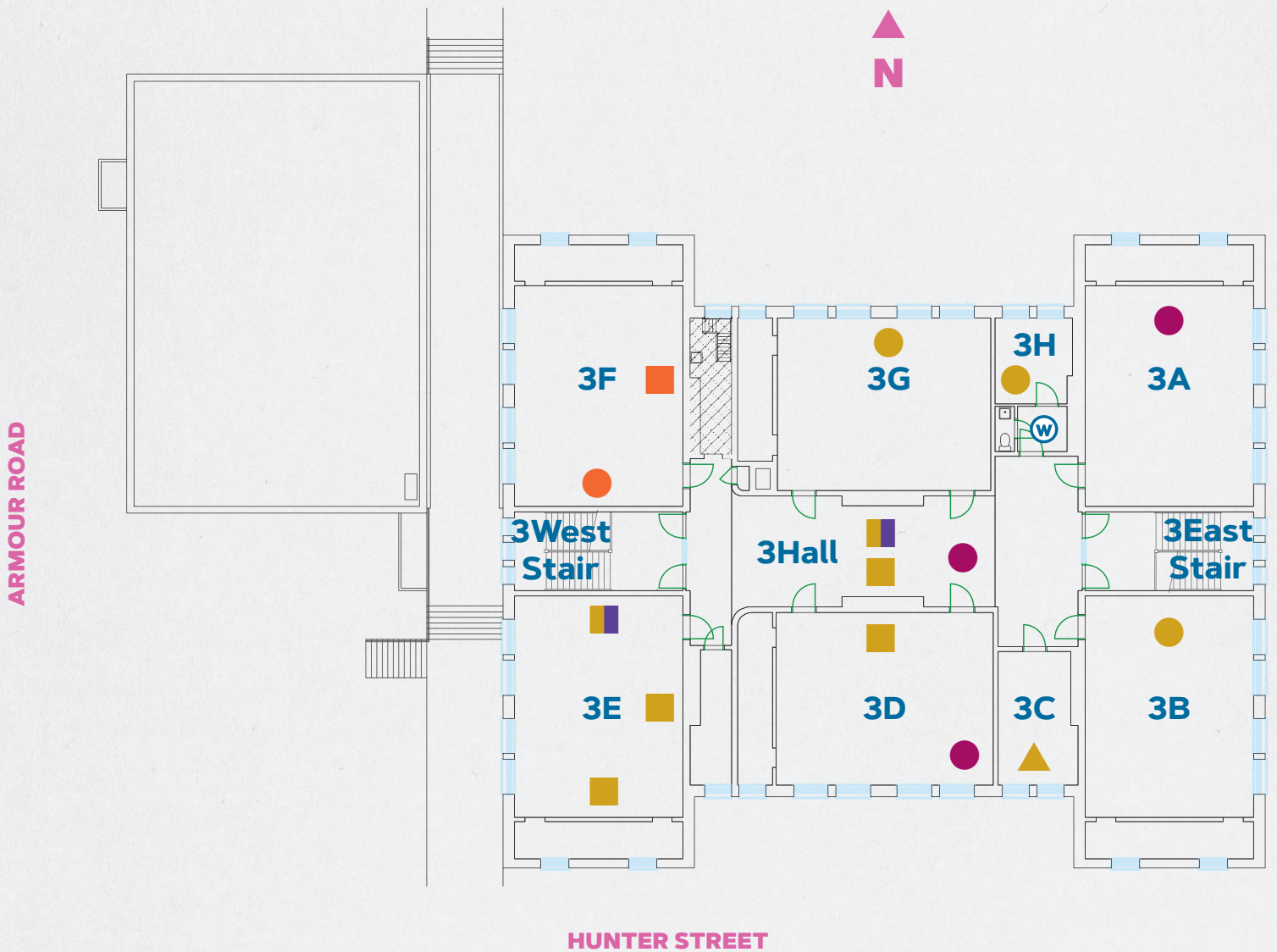
■ *Anatomy of a Trio*

**2G** ■ Brian Nichols

● Regular Programs ▲ Trace ■ Boards ★ Level 1 Take Over (W) Washrooms - - - Accessible Pathway



# FLOOR PLAN - LEVEL 3



- 3A** ● Care
- 3B** ● DO BETTER
- 3C** ▲ William Kingfisher, Karyn Recollet
- 3D** ● The Lear Project Part 4: The Owl, The Pussycat, The Nonsense ■ Gillian Turnham
- 3 HALL** ● The Lear Project Part 1: How Pleasant to Know Him ■ Kim Beavis Sanderson ■ Josh Morley
- 3E** ■ C. M. Duffy ■ Laura Fedynyszynn ■ Janette Platana
- 3F** ● One Day in December ■ Laura Thompson
- 3G** ● in-form: Leslie Menagh, Kelly O'Neill
- 3H** ● Resource Room: Alice Williams, Brad Copping

- Visual Art ■ Film and Multimedia ■ Performance ■ Interactive ■ Workshops and Panels ■ Accessibility Feature
- Regular Programs ▲ Trace ■ Boards ★ Level 1 Take Over (W) Washrooms - - - Accessible Pathway