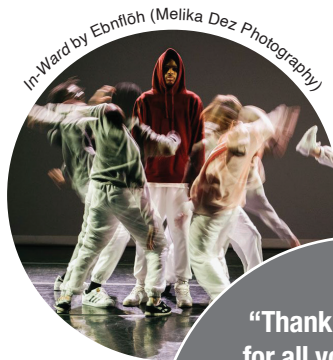


# ANNUAL REPORT CARD

## OUR 2021-2022 SEASON OF DANCE, THEATRE & PERFORMANCE

- 52** Artists and companies
- 45** Events presented or co-presented in dance, theatre, music and film
- 8** Events streamed online
- 3** Multi-arts festivals:  
 One outdoors: Pivot 2.0  
 One partnership: Precarious3  
 One school takeover: Erring at King George, which featured **73** artists, **186** performances & activities, and **29** visual art installations.



“Thank you so much for all your hard work bringing this vision to life. It has been such a pleasure working with you. Here’s to many more collaborations to come...”  
 - Fall for Dance North

## COMMUNITY PARTNERS

- ▶ Art Gallery Of Peterborough
- ▶ Artspace
- ▶ Canadian Images In Conversation
- ▶ Electric City Culture Council
- ▶ Fall For Dance North
- ▶ Fleshy Thud
- ▶ Kaawaate East City Public School
- ▶ Kawartha Pine Ridge District School Board
- ▶ New Canadians Centre
- ▶ Peterborough Museum And Archives
- ▶ Reframe Film Festival
- ▶ The Theatre On King

## COMMUNITY & ARTISTIC DEVELOPMENT

- 19** Outreach: Talks, workshops, and classes presented or supported by Public Energy
- 10** World premieres of new work
- 4** Local artists-in-residence
- \$30,000+** Secured by artists and groups as a result of our support

## OUR AUDIENCES

**4237** Attended events presented or co-presented by Public Energy  
**496** Attended outreach activities

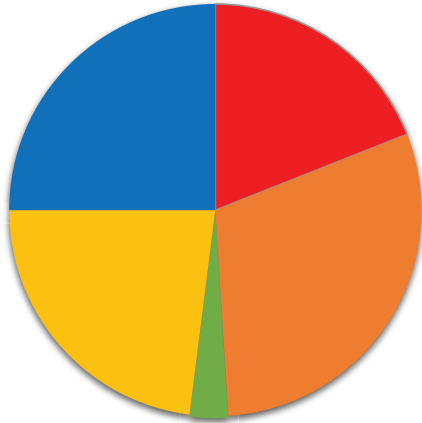




# THANK YOU FOR ANOTHER GREAT YEAR OF POWERFUL PERFORMANCE.

## FINANCES

REVENUE: \$500,000



### REVENUE

- Federal - 19%
- Provincial - 30%
- Municipal - 3%
- Fundraising, Sponsors and Ticket Sales - 23%
- COVID Relief - 25%

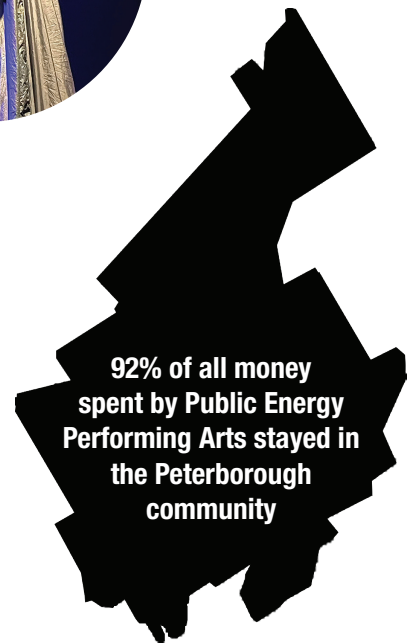


EXPENSES: \$500,000



### EXPENSES

- Artists' Fees - 37%
- Staff - 32%
- Programming - 26%
- Administration - 5%



## CONNECTIONS



1347 FOLLOWERS



1265 LIKES



1234 SUBSCRIBERS  
40 CAMPAIGNS SENT



799 FOLLOWERS