

PETERBOROUGH MEMORIAL CENTRE ACCESS GUIDE

151 Lansdowne St,
Peterborough, ON
K9J 1Y4



Table of Contents

What is the Peterborough Memorial Centre? P. 3

Public Energy Staff and Volunteers P. 4

Getting Here P. 5

Accessible Parking P. 6

Seating:

Stair-Free Accessible Navigation of Peterborough
Memorial Centre (Balcony) P. 7-11

Navigation of Peterborough Memorial Centre (Ground
Floor, some stairs required) P. 12-15

Restrooms:

Accessible Restroom (First Floor) P. 16-17

Accessible Restroom (Second Floor) P. 18-19

Accessible Restroom (First Floor alternate) P. 20-21

Amenities:

ATM P. 22

Water Refill Station P. 23

Quiet Zone P. 24

Inquiries P. 25



What is the Peterborough Memorial Centre?

The Peterborough Memorial Centre is a 4,329-seat multi-purpose arena in Peterborough, Ontario, Canada. Built in 1956, it is now home to the Peterborough Petes of the Ontario Hockey League and the Peterborough Lakers of the Major Series Lacrosse league.

The Peterborough Memorial Centre is a single-pad arena. It is named in honour of the many war veterans who came from the region.

Public Energy Staff and Volunteers

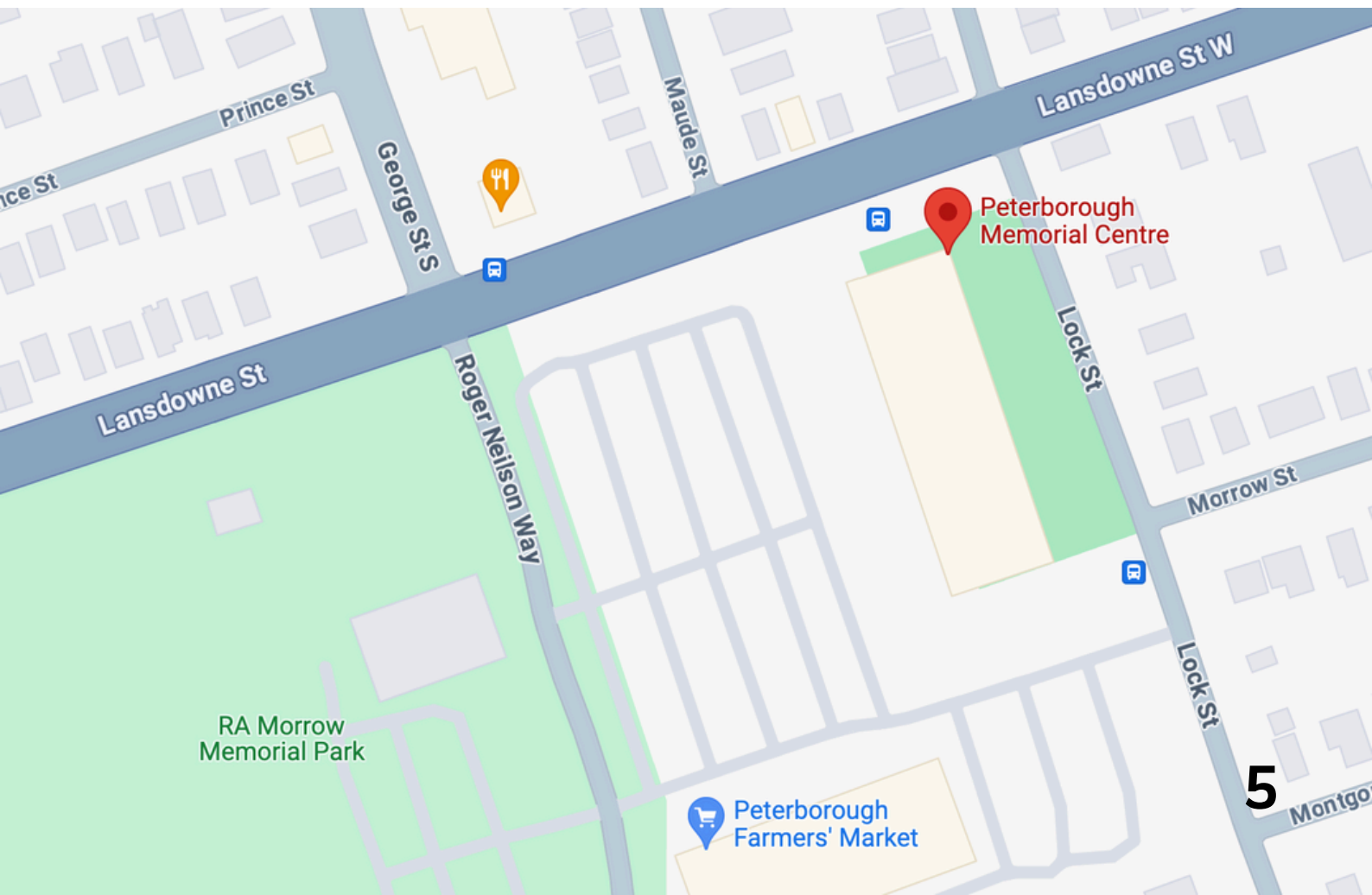


Public Energy Performing Arts staff and volunteers will be in the lobby prior to the show. You can recognize us by our badges, which have the Public Energy logo on them. You can ask us for assistance before, during or after a show. We will be happy to help. *Photo of a Public Energy staff member wearing a badge*



Getting Here

The Peterborough Memorial Centre is located at 151 Lansdowne St, Peterborough, ON K9J 1Y4. Right next to the RA Morrow Memorial Park. The Peterborough Transit Bus Stop is located right outside the building on Lansdowne St W.



Accessible Parking

The Peterborough Memorial Centre has accessible parking near the front entrance. Additionally, there is van accessible drop off roundabout at the front of the building.

Accessible
Parking, entrance
is on your left.



Van accessible
drop off, entrance
is straight ahead
on your left.

Stair-Free Accessible Navigation of Peterborough Memorial Centre (Balcony)



From Accessible
Parking, proceed
forward to
entrance.

Enter pull door, or
use accessible
button on your left.





For tickets,
proceed straight
ahead.

Box Office is
on your right.



From main
entrance,
proceed to left
door to enter pull
door, or use
accessible button
on your right.



From the main entrance lobby, to access the elevator, turn left.

Proceed to elevator.




Enter elevator, push button on left.



Within elevator,
button panel is
on your right.
Click the 2nd
floor button.

Upon exiting
the elevator,
proceed to
your right .



Accessible
Seating is
located along the
balcony.
Closest seats
are a row of
folding chairs
(pictured)



Additional seats
are cushioned
and moveable
with arm and
back rests.

Additional
Accessible
Seating along
balcony.



Enjoy the
show!

Navigation of Peterborough Memorial Centre (Ground Floor, some stairs required)



From Accessible Parking, proceed forward to entrance.

Enter pull door, or use accessible button on your left.





For purchasing tickets, proceed straight ahead.

Box Office is on your right.



From main entrance, proceed to left door to enter pull door, or use accessible button on your right.



From the main entrance lobby, to enter the arena proceed to entrance "to Sections 19-18-16-14" indicated by sign above doorway.

Enter arena, there are four steps up to reach seating area.



Proceed to the right to accessible seating area.



Continue right towards seating area, there are additional steps 4 along the way.

Foldable stationary seating is located along the base of the arena. There are also hard foldable chairs available.




Enjoy the show!

Accessible Restroom (First Floor)



For the first floor accessible restroom, at the main lobby turn right.

Proceed to the left
past the Petes
Merchandise Store.





The accessible restroom is the door between the fire extinguisher and the blue bulletin board.

Press the accessible button on your right.
(Note that you must push the button to open the door)



Enter the accessible restroom.



To access the second floor accessible washroom from the 2nd floor elevator proceed to the right.

Approach the accessible seating area sign located above the accessible restroom doorway.



Turn to your left to access the door. Press the accessible button on your right to enter.



Enter the
accessible
restroom.

Accessible Restroom (First Floor alternate)



For the first floor restroom, at the main lobby turn left.

Proceed down the lobby.





Turn right once you reach the staircase.

The accessible restroom is on your right. Use the accessible button on the right to open the door.



You have arrived at the accessible restroom.

ATM



From the main lobby, the ATM is located straight ahead toward the right.

You have arrived at the ATM.




Water Refill Station



From the main lobby, the Water Refill Station is located straight ahead toward the left.

You have arrived at the Water Refill Station.



Quiet Zone

To access the quiet zone, proceed to the right from the main entrance. The quiet zone is located in front of the Corner Bar. Sensory toys and sound and light dampening equipment will be located on a table in the vicinity, and can be borrowed as needed.

Inquiries

Contact Us:

Email: admin@publicenergy.ca.

Phone: (705) 745-1788.

Fax: (705) 749-3606.

Mailing Address: PO Box 2319,
Peterborough, ON Canada K9J 7Y8



PublicEnergy.ca
PERFORMING ARTS



**140 Charlotte St,
Peterborough, ON
K9H 7E8**